



## **Cabine - Car**

# **WOOD**

<b>Wood</b>	<b>p.4</b>
<b>Bicolore</b>	<b>p.18</b>
<b>Option impression</b> <b><i>Printed option</i></b>	<b>p.22</b>

## Revêtement de sol – Floor covering

PVC (voir documentation TEINTES)  
PVC (see CAR PATTERNS documentation)



## Plinthes et profils de jonction des panneaux

### Panel skirtings and jointing trims

Aluminium aspect inox  
Natural anodized aluminium

## Parois – Panels

Stratifiés ARPA, fil de bois vertical (voir documentation TEINTES)  
Laminated panels, vertical wood (see CAR PATTERNS documentation)

## Miroir – Mirror

Toute largeur, mi-hauteur - Full width, half height  
Largeur 800, mi-hauteur - Width 800 mm, half height

## Main courante – Handrails

- Tube : aluminium aspect inox
- Embouts : aluminium poli brillant
- Tube : aluminium, stainless steel aspect
- Ends : polished brightness aluminium

## Entrée – Entrance

Retours d'entrée et vantaux en inox brossé  
Entrance returns & panels in brushed stainless steel

## Faux plafond – False ceiling

Époxy texturé blanc RAL 9003  
White epoxy RAL 9003

## Éclairage – Lighting

4 spots ronds à LED  
4 round LED spots

## Protection – Protection

Barrière de cellules  
Safety edges

## Panneau de commande – Car operating panel

Demi colonne en inox brossé M3  
Half height column M3 in brushed stainless steel

## Boutons et accessoires – Buttons and accessories

Boutons Cyntra noir micro-course (conforme norme EN81-70)  
Indicateur d'étage LCD 4" avec synthèse vocale  
Téléphone tri-phonique  
Digicode intégré dans la boîte à boutons  
Black Cyntra micro-switch buttons (compliant to EN81-70)  
4" colour LCD level display with voice synthesis  
Tri-phonic telephone  
Integrated digital access code in the COP



Découvrez-moi  
Discover me

## Revêtement de sol – Floor covering

Céramique (voir documentation TEINTES)  
*Ceramic (see CAR PATTERNS documentation)*



## Plinthes et profils de jonction des panneaux

### Panel skirtings and jointing trims

Inox -> brossé, gravé, lino  
*Stainless steel -> brushed, engraved, lino*

## Parois – Panels

Impression  
*Impression*

## Miroir – Mirror

Largeur 800, toute hauteur -300 mm - *Width 800 mm, full height -300 mm*  
Largeur 2/3, toute hauteur - *Width 2/3, full height*  
Largeur 800, toute hauteur (double accès) - *Width 800 mm, full height (double access)*

## Main courante – Handrails

- Tube : inox -> brossé  
- Embouts : aluminium -> chromé, chromé ton noir, chromé ton or  
- *Tube : stainless steel -> brushed, polished*  
- *Ends : aluminium -> chromium, black chromium, gold chromium*

## Entrée – Entrance

Retours d'entrée et vantaux en inox -> gravé, lino  
*Entrance returns & panels in stainless steel -> engraved, Lino*

## Faux plafond – False ceiling

Époxy texturé noir RAL 9005, Inox -> brossé, gravé, lino, BATG4  
*Black epoxy RAL 9005, inox -> brushed, engraved, lino, BAT G4*

## Éclairage – Lighting

4 spots carré à LED, bande à LED  
*4 square LED spots, 2 LED strips*

## Panneau de commande – Car operating panel

Colonne toute hauteur inox -> brossé, poli miroir noir, gravé, lino  
*Full height column in stainless steel -> brushed, super mirror black, engraved, Lino*  
Demi colonne inox poli miroir or, inox brossé, inox palinato, époxy brun sablé, époxy bleu chiné, Polycarbonate  
*Half height column in super mirror gold stainless steel, brushed stainless steel, Palinato stainless steel, brown sable epoxy, bleu chiné epoxy, polycarbonate*

## Boutons et accessoires – Buttons and accessories

Boutons Evolya Angel ou Démon, Synia micro-course (conforme norme EN81-70)  
*Evolya Angel or Démon, Synia micro switch push buttons (comply with EN 81-70)*




Découvrez-moi  
*Discover me*

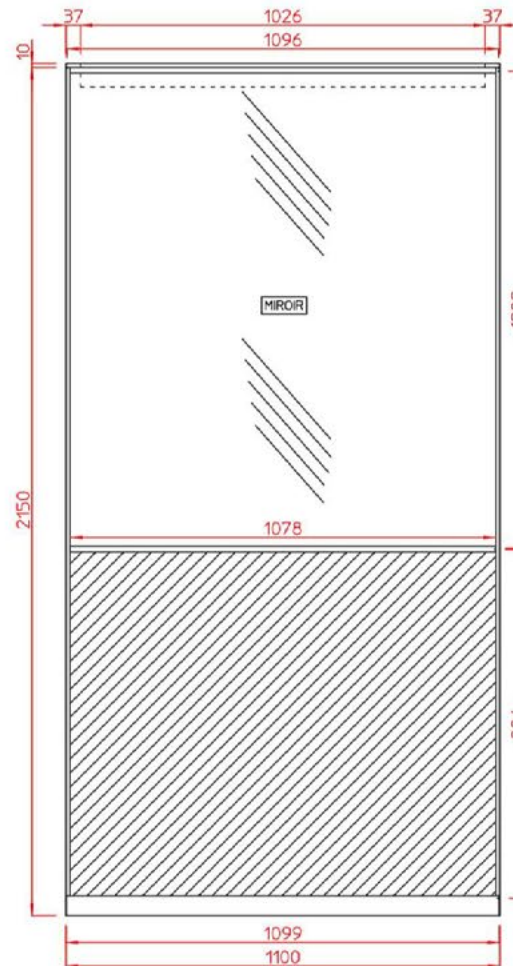


<b>Sol</b> <i>Floor</i>	Tapis anthracite 0831 <i>PVC - anthracite 0831</i>	<b>Main courante</b> <i>Handrails</i>	Tube aluminium aspect inox, embout poli brillant <i>Tube aluminium stainless steel aspect, ends polished brightness aluminium</i>
<b>Stratifié</b> <i>Laminated panel</i>	Arpa 4532 Aleve <i>Arpa 4532 Aleve</i>	<b>Miroir</b> <i>Mirror</i>	Toute largeur mi hauteur <i>Full width, half height</i>
<b>Faux plafond</b> <i>False ceiling</i>	Blanc RAL 9003 avec spots ronds à LED <i>White epoxy RAL 9003 with round LED spots</i>	<b>Boîte à boutons</b> <i>Car operating panel</i>	Demi colonne M3 en Inox brossé <i>Half height column M3 in brushed stainless steel</i>

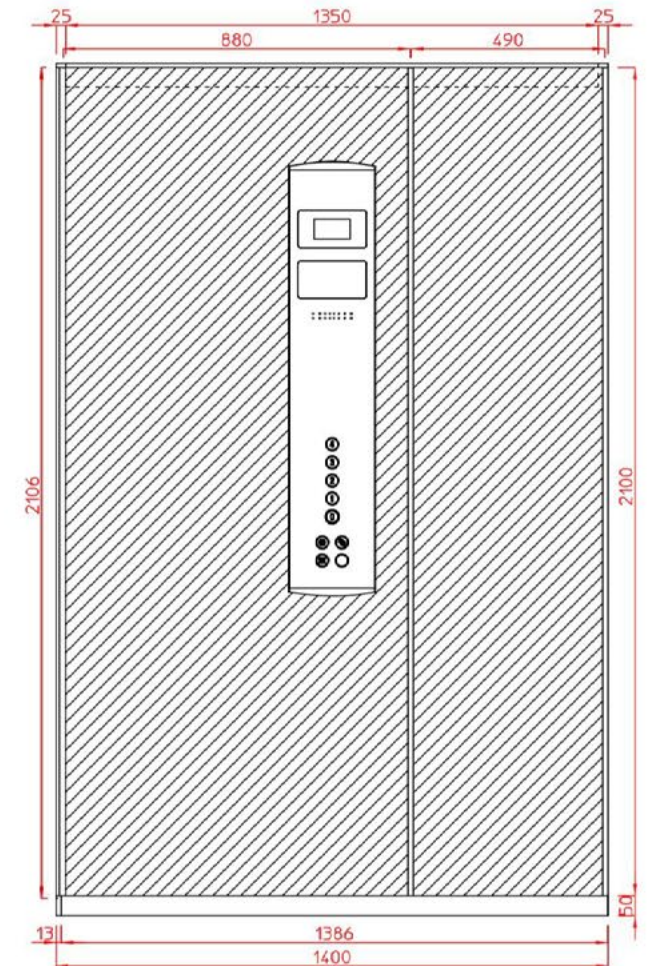




Face B



Face C



Face D



**Sol**  
*Floor*

Céramique Arctic White **[Option]**  
*Arctic White ceramic [Option]*

**Stratifié**  
*Laminated panel*

Arpa 3310 Ghibli  
*Arpa 3310 Ghibli*

**Faux plafond**  
*False ceiling*

Blanc RAL 9003 avec spots carrés à LED **[Option]**  
*White epoxy RAL 9003 with 4 square LED spots [Option]*

**Main courante**  
*Handrails*

Tube aluminium aspect inox, embout poli brillant  
*Tube aluminium stainless steel aspect, ends polished brightness aluminium*


**Miroir**  
*Mirror*

Largeur 800 mi hauteur  
*Width 800 mm, half height*

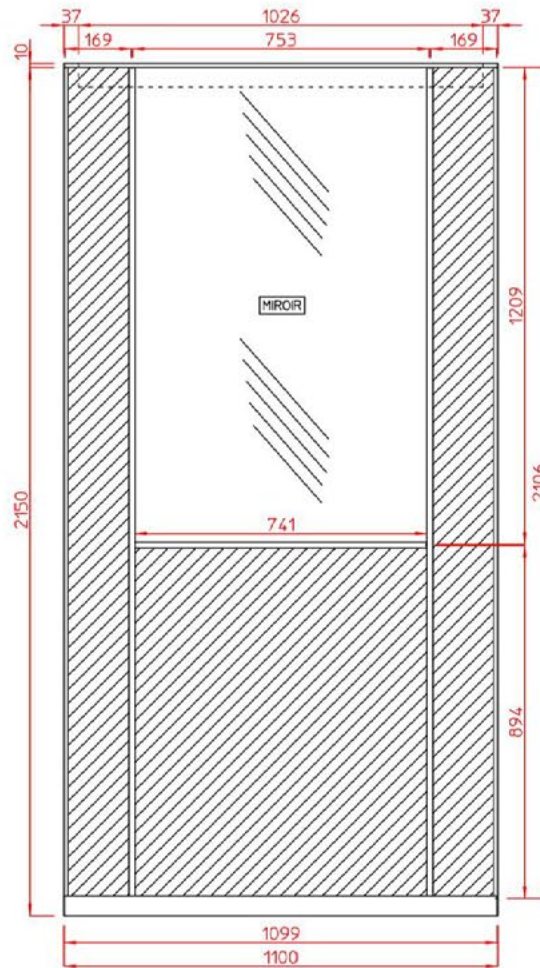
**Boîte à boutons**  
*Car operating panel*

Colonne toute hauteur en Inox brossé **[Option]**  
*Full height column in brushed stainless steel [Option]*

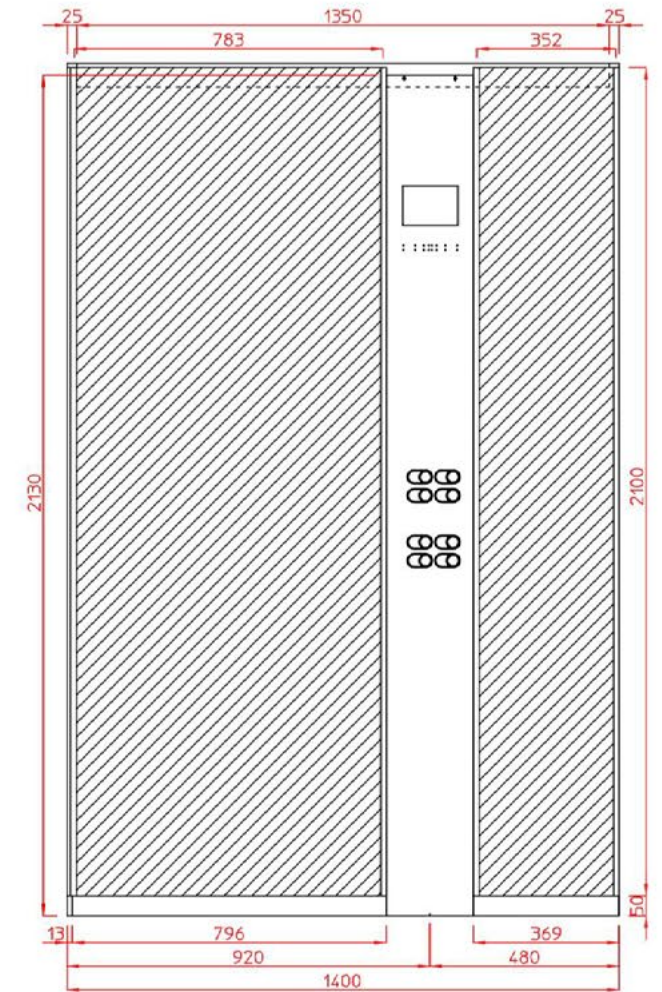




Face B



Face C



Face D



**Sol**  
*Floor*

Tapis Herringbone châtain  
*PVC - Herringbone châtain*

**Stratifié**  
*Laminated panel*

Arpa 4516 Larix  
*Arpa 4516 Larix*

**Faux plafond**  
*False ceiling*

Blanc RAL 9003 avec bandes à LED **[Option]**  
*White epoxy RAL 9003 with LED strips **[Option]***

**Main courante**  
*Handrails*

Tube aluminium aspect inox, embout poli brillant  
*Tube aluminium stainless steel aspect, ends polished brightness aluminium*


**Miroir**  
*Mirror*

Largeur 800 mm toute hauteur - 300 **[Option]**  
*Width 800 mm, full height -300 **[Option]***

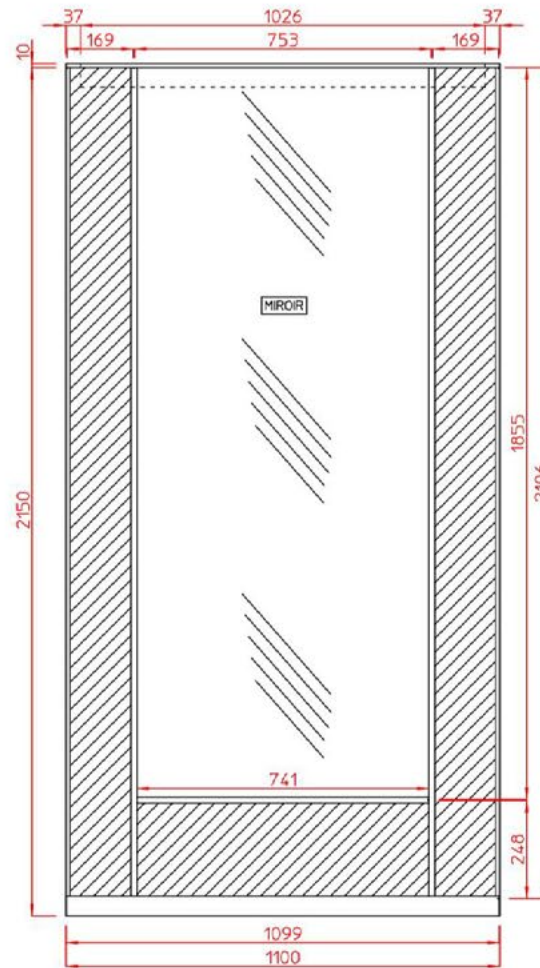
**Boîte à boutons**  
*Car operating panel*

Colonne toute hauteur en Inox brossé **[Option]**  
*Full height column in brushed stainless steel **[Option]***

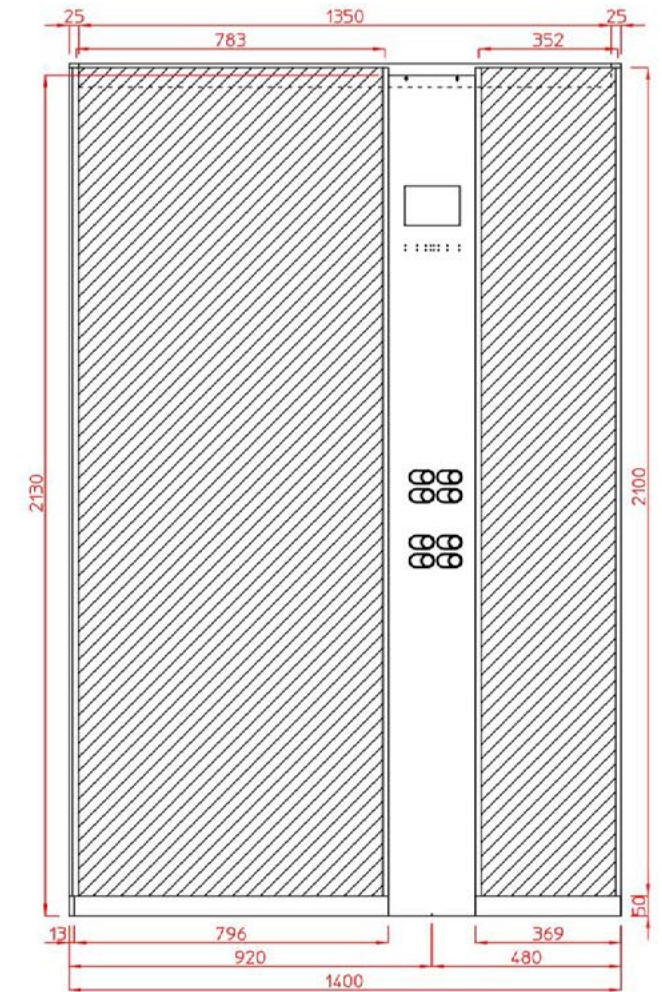




Face B









Face C




Face D

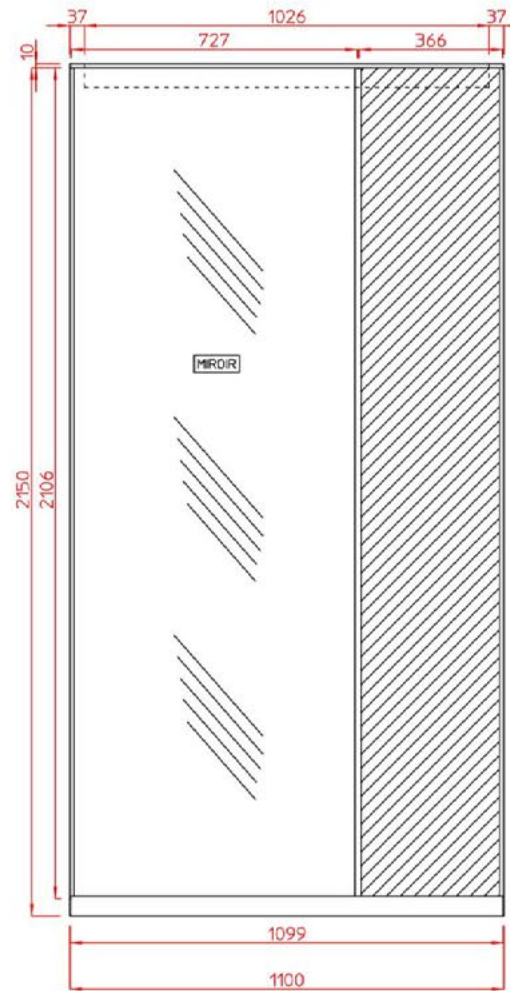


<b>Sol</b> <i>Floor</i>	 Céramique Krater Krater ceramic	<b>Main courante</b> <i>Handrails</i>	 Tube aluminium aspect inox, embout poli brillant <i>Tube aluminium stainless steel aspect, ends polished brightness aluminium</i>
<b>Stratifié</b> <i>Laminated panel</i>	 Arpa 4605 Aleve <i>[Option]</i> Arpa 4605 Aleve <i>[Option]</i>	<b>Miroir</b> <i>Mirror</i>	 Largeur 2/3 toute hauteur <i>[Option]</i> <i>width 2/3 full height [Option]</i>
<b>Faux plafond</b> <i>False ceiling</i>	 Blanc RAL 9003 avec spots ronds à LED <i>White epoxy RAL 9003 with round LED spots</i>	<b>Boîte à boutons</b> <i>Car operating panel</i>	 Colonne toute hauteur en Inox brossé <i>[Option]</i> <i>Full height column in brushed stainless steel [Option]</i>

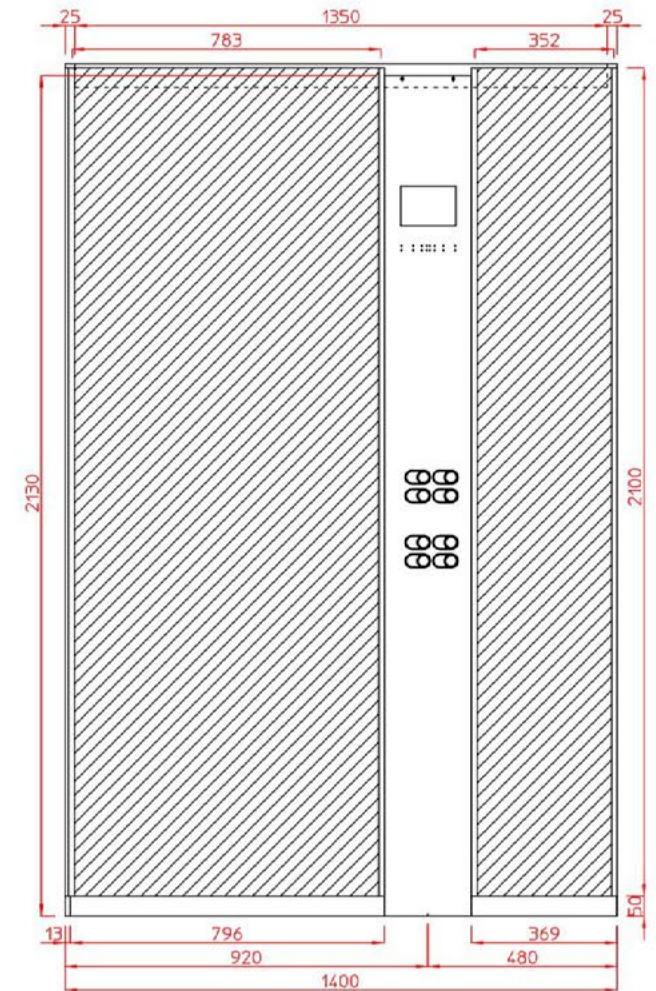




Face B



Face C



Face D





**Sol**  
*Floor*

Tapis Urban souris  
*PVC - Urban souris*

**Stratifié**  
*Laminated panel*

Abet 1941  
*Abet 1941*

**Faux plafond**  
*False ceiling*

Blanc RAL 9003 avec spots ronds à LED  
*White epoxy RAL 9003 with round LED spots*

**Main courante**  
*Handrails*

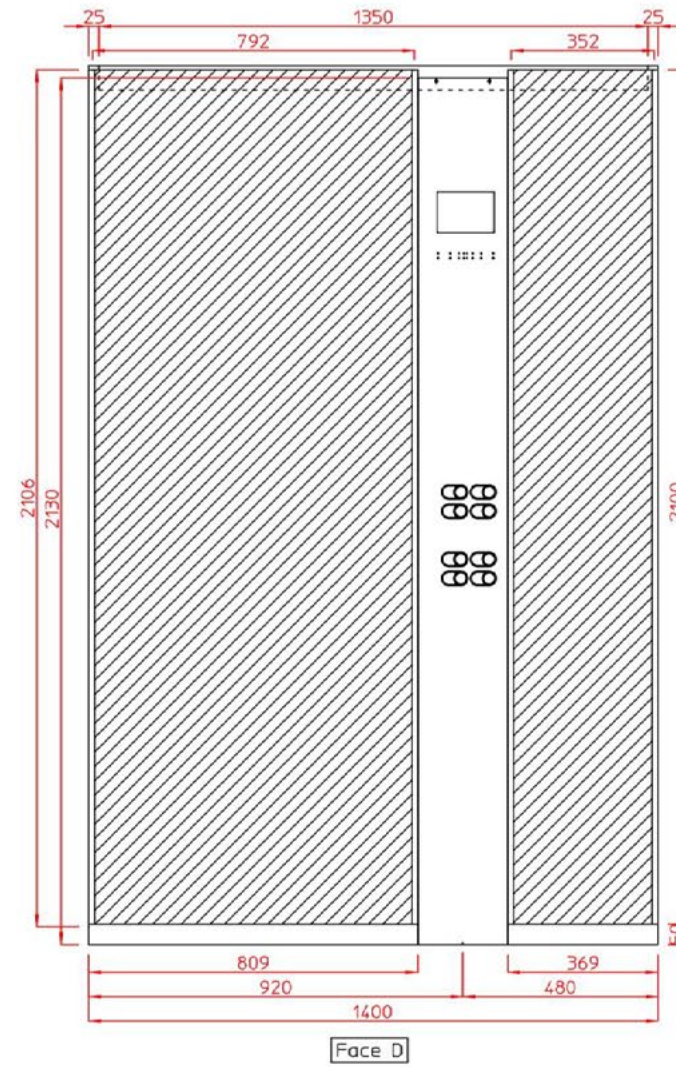
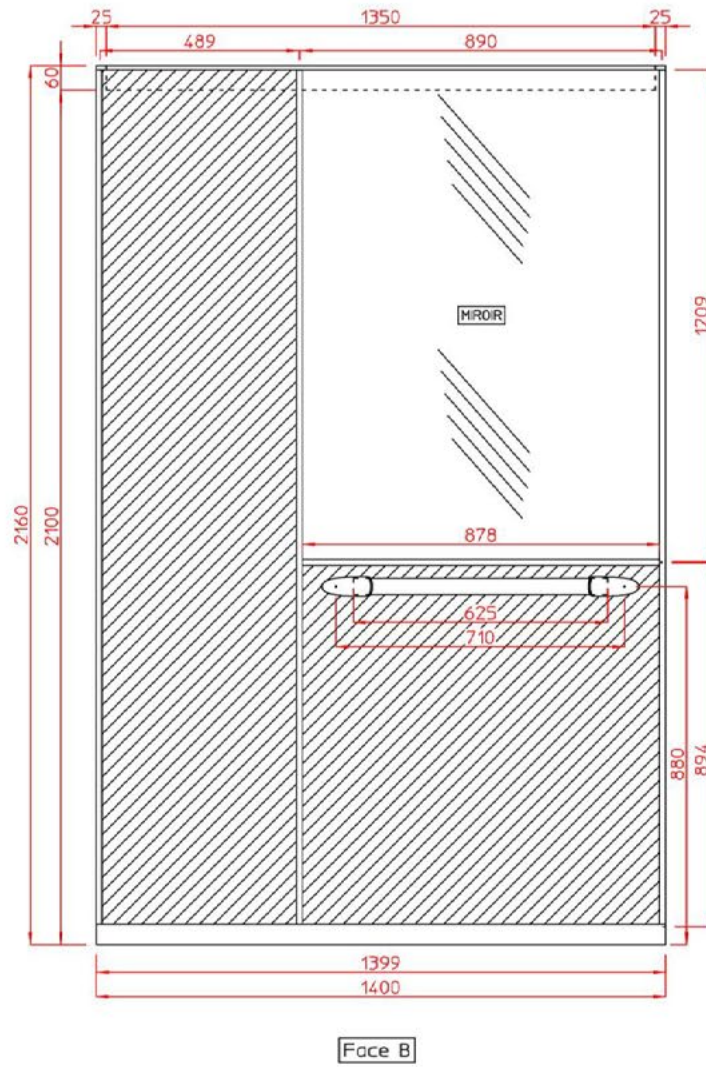
Tube aluminium aspect inox, embout poli brillant  
*Tube aluminium stainless steel aspect, ends polished brightness aluminium*

**Miroir**  
*Mirror*

Largeur 800 mi hauteur  
*Width 800 mm, half height*

**Boîte à boutons**  
*Car operating panel*

Colonne toute hauteur en Inox brossé **(Option)**  
*Full height column in brushed stainless steel **(Option)***





**Sol**  
*Floor*

Tapis 0524 Cemento Modena  
*PVC - 0524 Cemento Modena*

**Stratifié**  
*Laminated panel*

Arpa 4514 Larix  
*Arpa 4514 Larix*

**Faux plafond**  
*False ceiling*

Blanc RAL 9003 avec spots carrés à LED **[Option]**  
*White epoxy RAL 9003 with 4 square LED spots [Option]*

**Main courante**  
*Handrails*

Tube aluminium aspect inox, embout poli brillant  
*Tube aluminium stainless steel aspect, ends polished brightness aluminium*

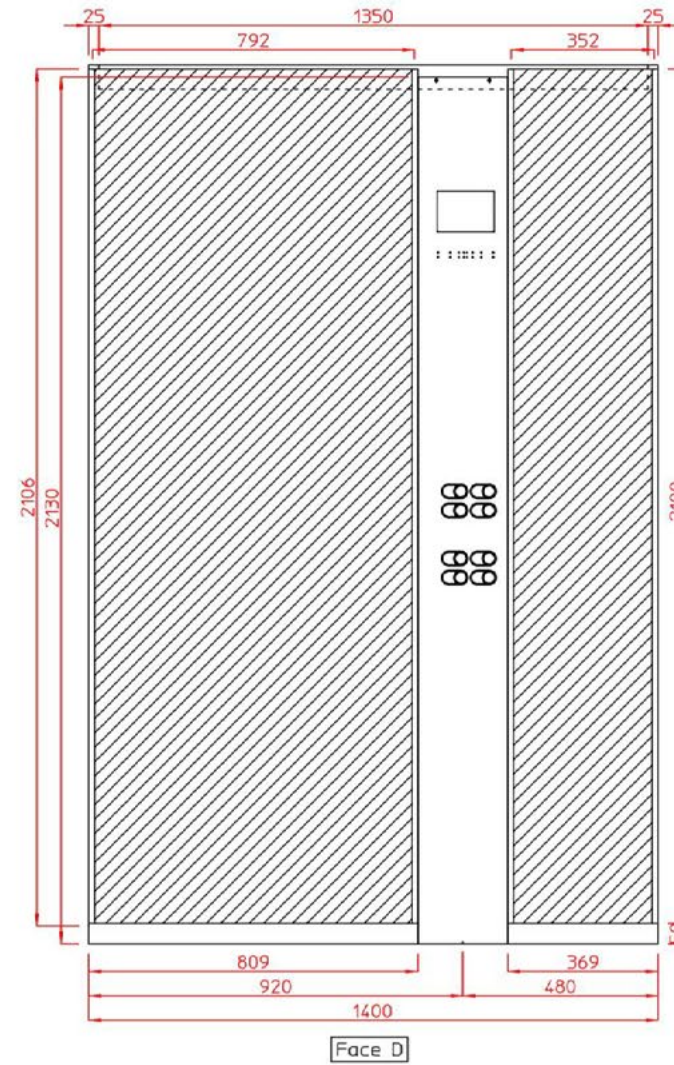
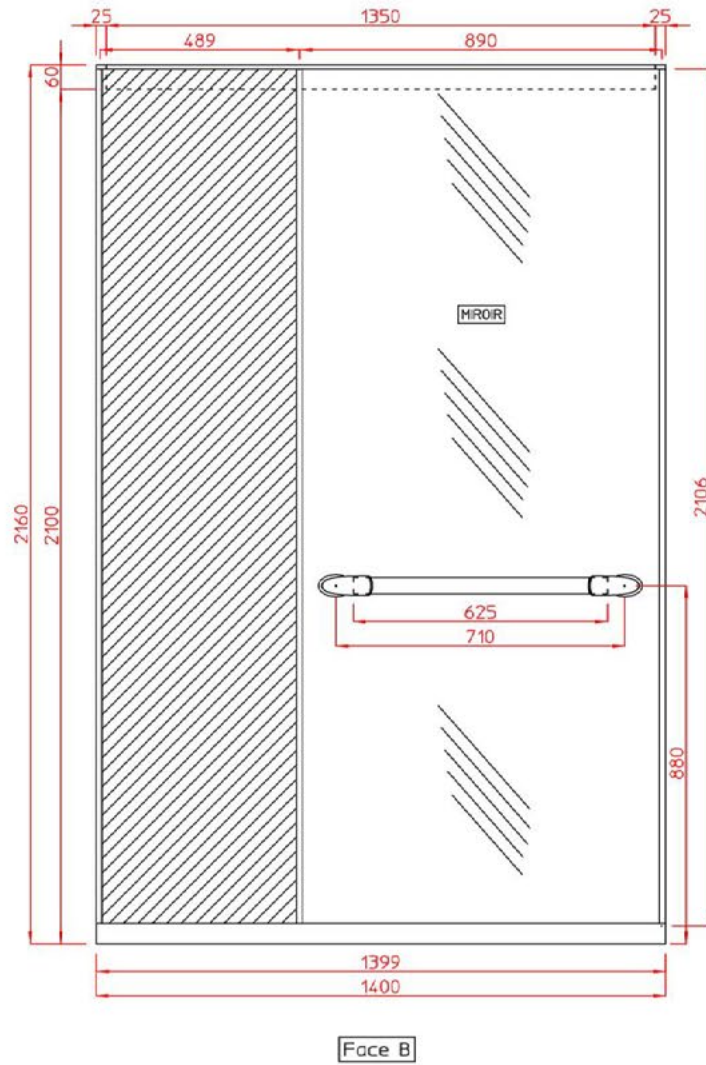
**Miroir**  
*Mirror*

Largeur 800 toute hauteur **[Option]**  
*Width 800 mm, full height [Option]*

**Boîte à boutons**  
*Car operating panel*

Colonne toute hauteur en Inox brossé **[Option]**  
*Full height column in brushed stainless steel [Option]*







**Sol**  
*Floor*

Tapis Cemento Capri  
*PVC - Cemento Capri*

**Stratifié**  
*Laminated panel*

Abet 634  
*Abet 634*

**Faux plafond**  
*False ceiling*

Blanc RAL 9003 avec bandes à LED **[Option]**  
*White epoxy RAL 9003 with LED strips [Option]*

**Main courante**  
*Handrails*

Tube aluminium aspect inox, embout poli brillant  
*Tube aluminium stainless steel aspect, ends polished brightness aluminium*

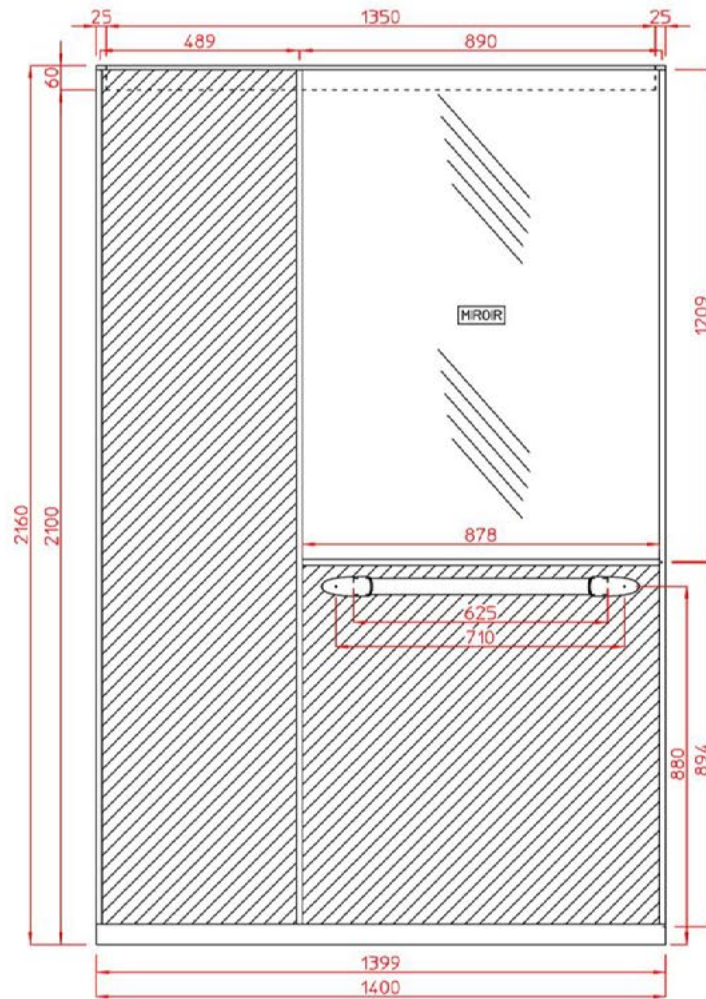
**Miroir**  
*Mirror*

Largeur 800 mi hauteur  
*Width 800 mm, half height*

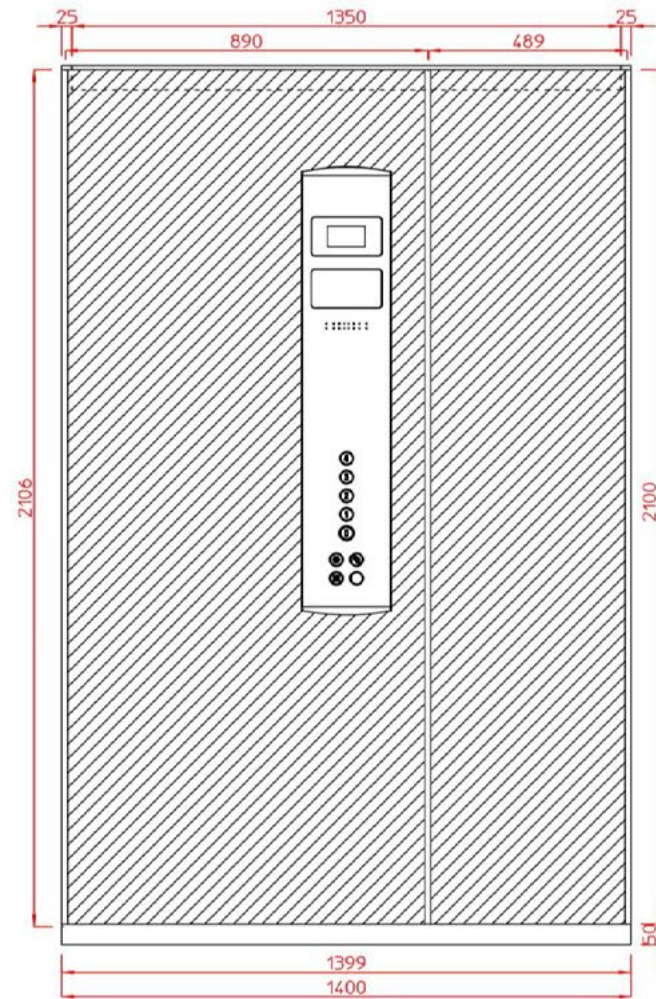
**Boîte à boutons**  
*Car operating panel*

Demi colonne M3 en Inox brossé  
*Half height column M3 in brushed stainless steel*











Face B




Face D

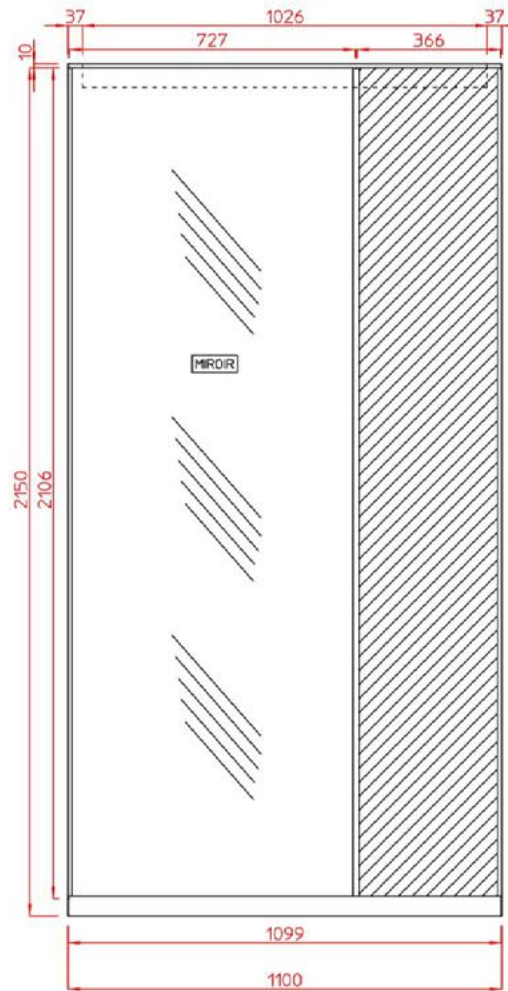




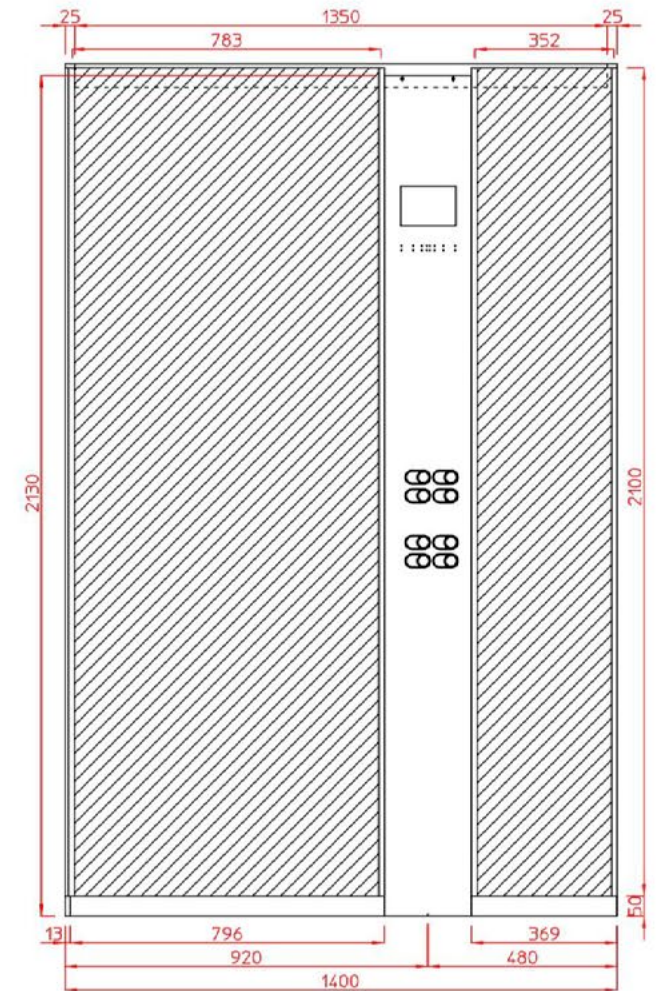
<b>Sol</b> <i>Floor</i>	 Céramique Iron frost <b>(Option)</b> <i>Iron frost ceramic (Option)</i>	<b>Main courante</b> <i>Handrails</i>	 Tube aluminium aspect inox, embout poli brillant <i>Tube aluminium stainless steel aspect, ends polished brightness aluminium</i>
<b>Stratifié</b> <i>Laminated panel</i>	 Arpa 3408 losa + Arpa 3346 ker (face C) <i>Arpa 3408 losa + Arpa 3346 ker (face C)</i>	<b>Miroir</b> <i>Mirror</i>	 Largeur 2/3 toute hauteur <b>(Option)</b> <i>width 2/3 full height (Option)</i>
<b>Faux plafond</b> <i>False ceiling</i>	 Blanc RAL 9003 avec spots ronds à LED <i>White epoxy RAL 9003 with round LED spots</i>	<b>Boîte à boutons</b> <i>Car operating panel</i>	 Colonne toute hauteur en Inox brossé <b>(Option)</b> <i>Full height column in brushed stainless steel (Option)</i>



Face B



Face C



Face D





<b>Sol</b> <i>Floor</i>	Tapis gris stone <i>PVC - gris stone</i>	<b>Main courante</b> <i>Handrails</i>	Tube aluminium aspect inox, embout poli brillant <i>Tube aluminium stainless steel aspect, ends polished brightness aluminium</i>
<b>Stratifié</b> <i>Laminated panel</i>	Arpa 2631 lucida + Abet 634 (face C) <i>Arpa 2631 lucida + Abet 634 (face C)</i>	<b>Miroir</b> <i>Mirror</i>	Largeur 2/3 toute hauteur <b>(Option)</b> <i>width 2/3 full height <b>(Option)</b></i>
<b>Faux plafond</b> <i>False ceiling</i>	Blanc RAL 9003 avec bandes à LED <b>(Option)</b> <i>White epoxy RAL 9003 with LED strips <b>(Option)</b></i>	<b>Boîte à boutons</b> <i>Car operating panel</i>	Demi colonne M3 en Inox brossé <i>Half height column M3 in brushed stainless steel</i>



**Sol**  
*Floor*

Tapis Cemento Modena  
*PVC - Cemento Modena*

**Stratifié**  
*Laminated panel*

Abet 634 + Arpa 2631 Lucida (face C)  
*Abet 634 + Arpa 2631 Lucida (face C)*

**Faux plafond**  
*False ceiling*

Blanc RAL 9003 avec spots carrés à LED **(Option)**  
*White epoxy RAL 9003 with 4 square LED spots **(Option)***

**Main courante**  
*Handrails*

Tube aluminium aspect inox, embout poli brillant  
Tube aluminium stainless steel aspect, ends polished brightness aluminium

**Miroir**  
*Mirror*

Largeur 2/3 toute hauteur **(Option)**  
*width 2/3 full height **(Option)***

**Boîte à boutons**  
*Car operating panel*

Colonne toute hauteur en Inox brossé **(Option)**  
*Full height column in brushed stainless steel **(Option)***




# Option impression – Printed option

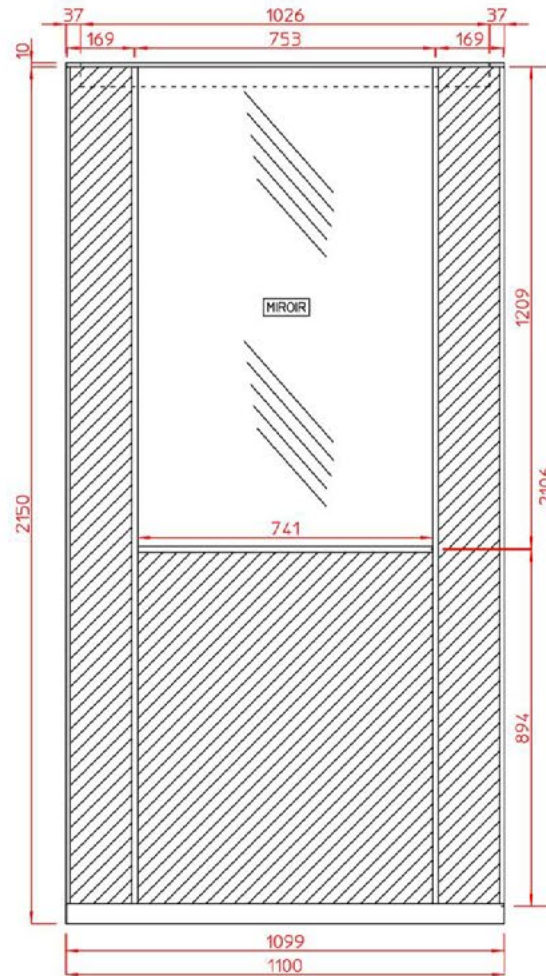


<b>Sol</b> <i>Floor</i>	Tapis Urban souris <i>PVC - Urban souris</i>	<b>Main courante</b> <i>Handrails</i>	Tube aluminium aspect inox, embout poli brillant <i>Tube aluminium stainless steel aspect, ends polished brightness aluminium</i>
<b>Stratifié</b> <i>Laminated panel</i>	Abet 0509 pixel + impression <b>[Option]</b> <i>Abet 0509 pixel + printed <b>[Option]</b></i>	<b>Miroir</b> <i>Mirror</i>	Largeur 800 mi hauteur <i>Width 800 mm, half height</i>
<b>Faux plafond</b> <i>False ceiling</i>	Blanc RAL 9003 avec spots carrés à LED <b>[Option]</b> <i>White epoxy RAL 9003 with 4 square LED spots <b>[Option]</b></i>	<b>Boîte à boutons</b> <i>Car operating panel</i>	Demi colonne M3 en Inox brossé <i>Half height column M3 in brushed stainless steel</i>

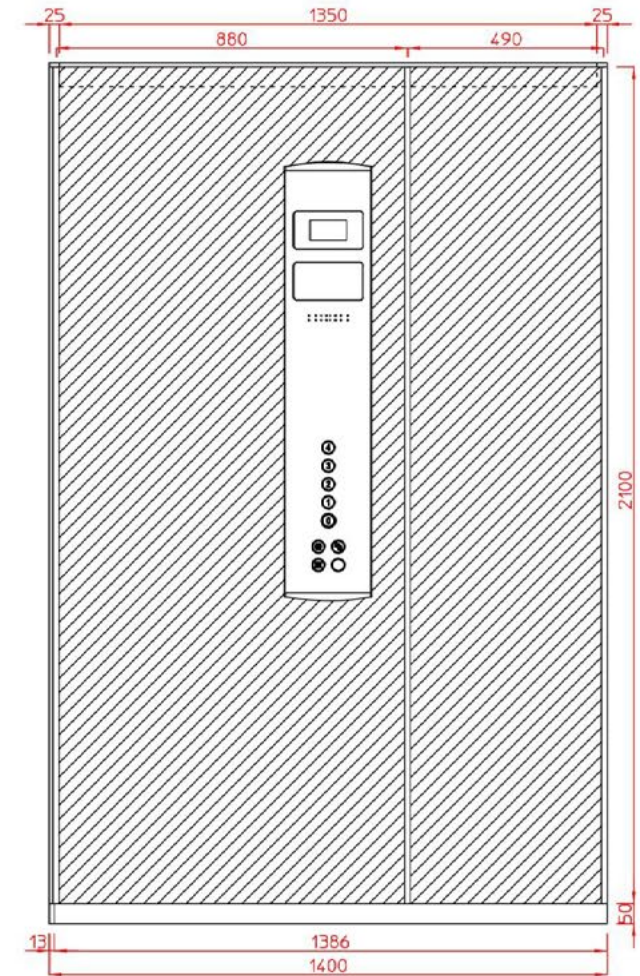
# Option impression - *Printed option*



Face B



Face C



Face D





# SODIMAS®

ascenseurs



**Siège social - Head office**

📍 11 rue Ampère  
26600 Pont de l'Isère  
FRANCE

☎ +33(0)4 75 84 86 00  
@ accueil@sodimas.fr

[www.SODIMAS.com](http://www.SODIMAS.com)